

Github Pages

Code and Content Projects

jr0cket.github.io/developer-guides



account.github.io/project


published website

may take a few seconds to update



automated publishing by Github

Local Git Workflow



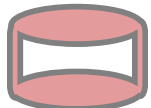
Working copy

`git init`

creates a new local git repository

`git checkout -b gh-pages`

create a new branch called gh-pages and switch to it



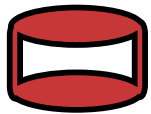
Staging

`git add .`

tells git to track all files, adding them to staging

`git commit -m "adding content"`

creates a local commit with all the files in staging



Local repo

master

gh-pages

branches

`hub create project-name -d "description"`

Create a repository on Github using hub or the Github website



Switch between local branches

`git checkout master`


switch to the master branch to access source code

`git checkout gh-pages`

switch to the master branch to access source code

`git push github gh-pages`

push content commits from the local gh-pages branch to the github repository gh-pages branch

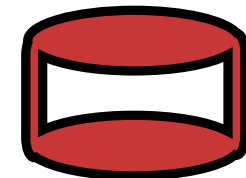


`git push github master`

push code commits from the local master branch to the github repository master branch



Github



Project repo

master

gh-pages

branches

Key

Replace with your specific details

Hub: <http://hub.github.com/>